The reproduction, distribution and utilization of this document as well as the communication of its contents to others without explicit authorization is prohibited.
Offenders will be held liable for the payment of damages. Weidmueller exclusively reserves the right to file for patents, utility models or designs.
© Weidmueller Interface GmbH & Co. KG

The English version is binding

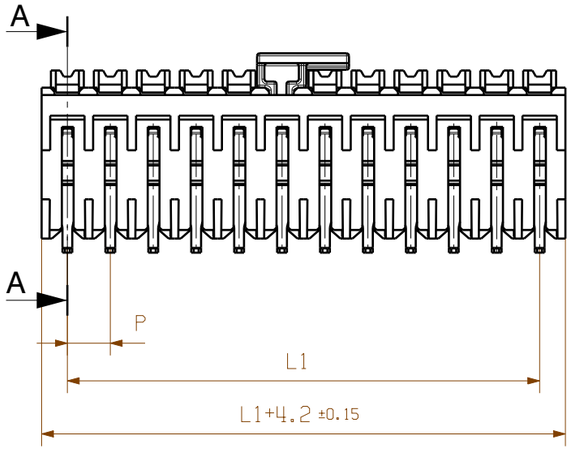

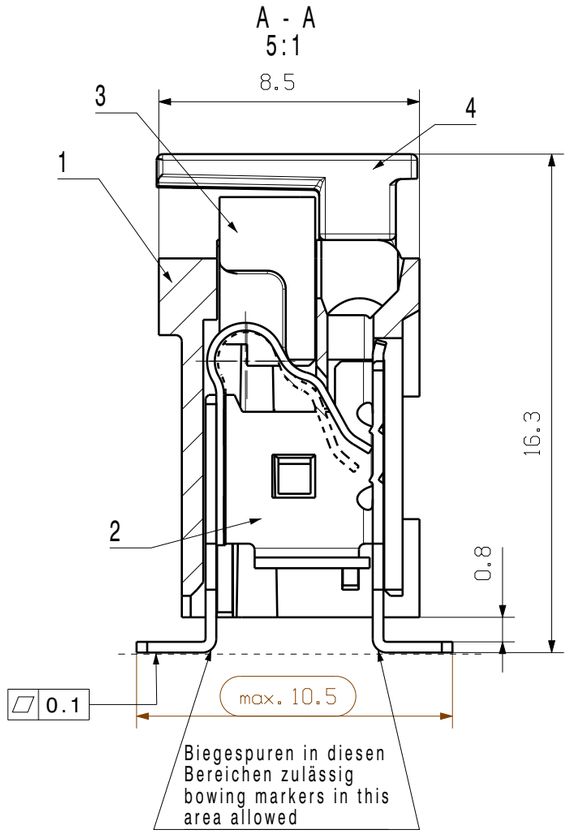

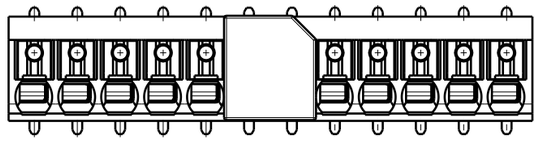

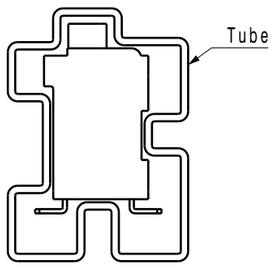

Tube siehe Zeichnung 42524
tube see drawing 42524

1:1

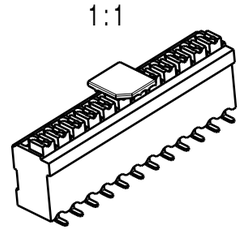

Lage im Tape siehe Bl. 2,3,4,5
position in tape see sheet 2,3,4,5

n	L1 [mm]
24	80,50
23	77,00
22	73,50
21	70,00
20	66,50
19	63,00
18	59,50
17	56,00
16	52,50
15	49,00
14	45,50
13	42,00
12	38,50
11	35,00
10	31,50
9	28,00
8	24,50
7	21,00
6	17,50
5	14,00
4	10,50
3	7,00
2	3,50

shown: LSF-SMD 3.50/12

P = Raster / pitch

General Tolerances: ☐ WN700144-W.. ☐ WN 212010 ☒ ISO 2768:1989-mK | Tolerances ISO 8015

Changes: EC00015456

Mat. No. (SAP) 1250380000

Drawings Single Part

Drawn	Helis, Maria	
Responsible	Amann, Alexander	
Approved	Lang, Thomas	07.09.2026

Weidmüller

51863 Drawing no. | 14 Index

Scale: 2:1 | Sheet 1 / 5

LSF-SMD 3.50/../180...RL

PCB TERMINAL
LEITERPLATTENKLEMME