

Workplace Solutions

Effective and efficient filter fans for control cabinets

Low energy consumption and optimised performance



Weidmüller 

Modern thermal management for your control cabinet infrastructure

Filter fans from Weidmüller

Thermal Management with WI filter fans

Growing trends in digitalisation increase the proportion of active electronic components in control cabinets, resulting in more heat generation within. Our filter fans enable an efficient heat extraction and thus increase the life expectancy of your electronic components.

Due to their low energy consumption at high air flow rates, our filter fans ensure a reliable and economical cooling of your control cabinet. The combination of filter mat and gasket meets the high protection classes IP54 and IP55 even at constant high flow rates. Additionally, the innovative folded filter mat lasts 3 times as long as conventional products due to its larger surface area. Sophisticated details such as the snap mechanism on all four corners or the functional flap cover allow a quick, tool-free assembly, saving time and money.

Weidmüller's Thermal Management products are an important addition for your control cabinet infrastructure.



Filter fans



The perfect combination of filter fans and thermostats

By combining a filter fan with a thermostat, you will save energy, material and time. The thermostat controls when the filter fan is used. This reduces energy consumption and extends the life of the fan significantly. At the same time, filter mats need to be cleaned or replaced less frequently, which reduces maintenance costs. You optimize your environmental balance, reduce your costs and improve reliability in your production process.

Heaters, thermostats and humidistat

Heaters for control cabinets, in combination with thermostats and humidistat, ensure pinpoint heat distribution and safe temperatures above the dew point. The use of thermostats and humidistat leads to energy savings and, thus, to a better environmental balance. By avoiding the hazards of condensation your production process will run reliably.

Heat



Control: Thermostats, Humidistat

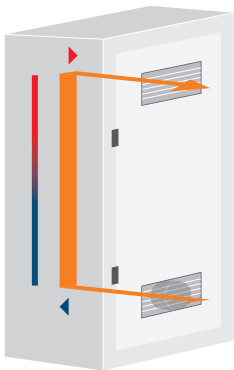


Better protection for sensitive components in the control cabinet

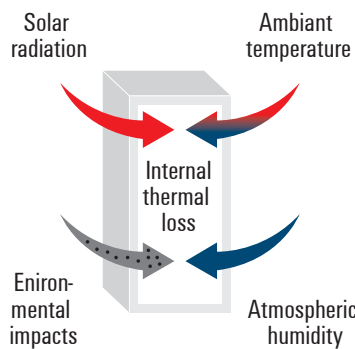
Requirements for thermal management

The control of modern production processes is inconceivable without high-performance components in the control cabinet. Many of these electronic components must be protected against heat, cold, dust, and dirt to achieve permanent and reliable functionality. A well thought-out thermal management system regulates the temperature inside the control cabinet and protects against further interfering influences.

Thermal Management (the solution for efficient operation)

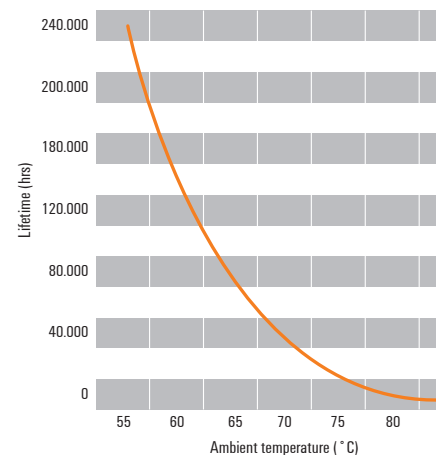


Environment (external influences)



factors make thermal management necessary

Components (in the cabinet)



Protection against overheating

Overheating of sensitive circuits and modules can shorten their life expectancy or even lead to failures, thereby increasing the risk of production downtimes. In order to ensure the continuous and reliable function of the sensitive electronic components, the temperature inside switch cabinets should be maintained within the defined values. Studies have shown that even a temperature increase of only 10°C can shorten the life expectancy of electrical components by more than 50%.

Location and external influences

When planning a ventilation solution, the device location and ambient temperature. It must be taken into account, other factors such as external heat sources, solar radiation and weather influences affect the climate in the control cabinet. This also applies to low ambient temperatures. It can be necessary to heat the cabinet in order to counteract excessive cold and the associated condensation hazards such as corrosion and short circuits. In addition, the quality of the ambient air must be taken into account, because polluted air and moisture can influence the function and lifetime of the control cabinet components.

Solutions for efficient operation

Free convection:

If there is only a small heat loss in your application, a protective grille with filter can be very effective. Mostly, however, the cooling effect of this solution is too low for today's components.

Forced convection:

If the installation location is clean, free of hazardous substances and sufficiently cool, a simple forced cooling system with fan is suitable. In most cases, it covers the heat dissipation requirement.

The right solution for every cooling challenge

Filter fans from Weidmüller

The practical challenges are wide ranging. That's why we provide you with a broad portfolio of filter fans for different applications and installation locations. With various sizes, a wide range of protection classes, and products for EMC-sensitive areas, we have the right fan for you.



Indoor filter fan IP54

The closed frame prevents ingress of unfiltered air according to IP54. Available in grey (RAL 7035) and black (RAL 9011) as standard.



Outdoor filter fan IP55

For both indoor and outdoor use with innovative filter mat technology to ensure outstanding air-flow performance. The specially chosen plastic ensures high UV protection.




EMC filter fan IP54

For use near electromagnetic fields. Secure contact surface without the need for a beryllium copper seal and particularly environmentally friendly as no metal reinforced plastics are required.



Slim-Line outdoor filter fan

Optimised design for compact cabinets where space is a premium. Suitable for indoor and outdoor use due to IP55 protection and the use of UV-resistant plastic.



Roof filter fans

Ideal for indoor use in tight spaces. Optimised air flow and temperature distribution, protection according to IP33 or IP54 and high UV resistance.



Control Cabinet heating, for when it is cold outside

Heating solutions from Weidmüller

Large temperature differences can lead to condensation in the control cabinet. To avoid the resulting dangers such as corrosion and short circuits, we offer various radiant heaters and fan heaters to meet all of your requirements.

Radiant heater

Radiant heater RH-CBCO

For localised heating and small heating requirements. Compact form makes it ideal for confined spaces.



Radiant heater RH-TCO

Our standard radiant heater for all applications with a wide power range and various connection options. Ideal for confined spaces.



Compact fan heater

Compact fan heater FH-TCO

Our new generation of fan heaters with PTC technology (positive temperature coefficient) are suitable for all applications within the cabinet. Thanks to its particularly fast heating effect, it is ideal for all systems that need to be heated quickly, e.g. in wind power generation. Designed in a robust and compact plastic housing.



Compact fan heater FK-TH

The modern PTC fan heater with integrated thermostat and fast heating effect. As no additional thermostat is necessary, an ideal solution for compact cabinets. It comes with automatic temperature control for high energy efficiency and a robust plastic housing.



Perfectly regulate temperature and humidity

Thermostats and humidistats from Weidmüller



A good climate in your control cabinet supports a safe and reliable operation of all your installed components. To make the control and regulation of temperature or humidity as easy as possible, we offer you our thermostats and humidistats.



Compact Fan Heater

Thermostat THSA

Our standard solution for heater and filter fan control. Provides protection for heating systems and helps to save energy. Suitable for all industrial applications.



Twin Thermostat

Twin Thermostat THSA

Space-saving combination for simultaneous switching of two devices in different temperature ranges. Suitable for all industrial applications.



Humidistat

Humidistat HYSA

Humidity control and condensation protection, especially in high humidity environments. Suitable for all industrial applications.

Increase your efficiency and save costs

Helpful details for your thermal management

Efficiency and reliability are key factors in control cabinet construction. Optimised functionality of our thermal management components not only provide more reliability and user friendliness, but also contribute to a cost-efficient operation.



High compatibility

Weidmüller filter fans can easily be integrated into existing applications because they are tailored to standard housing cut-outs.

Time-saving installation

The patented four-corner snap mechanism allows quick and tool-free assembly.

Fast maintenance

The easy-to-use flap cover supports quick and uncomplicated filter mat changing.



Optimized airflow

Flow-optimized fins and rotor blades ensure maximum airflow with minimal energy consumption.

High energy efficiency

Our new filter fans can be equipped with a thermostat, so they are activated only when cooling is required.

Longer service life

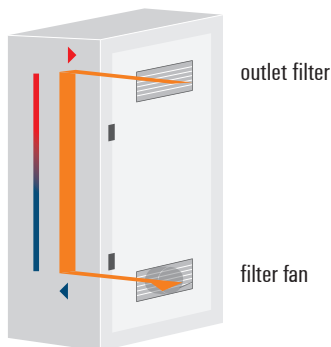
With the patented folded filter mat, our filter fans achieve IP55 protection. Thanks to this technology, replacement intervals are also three times longer than with conventional filters.

Practical examples

Typical applications for filter fans from Weidmüller

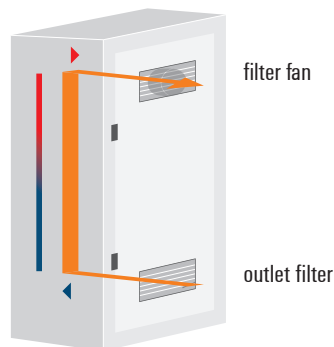
Variant 1:

A filter fan in the floor area blows in cold air, the heated air comes out through an outlet filter. The advantage of this standard arrangement is that there is always a slight positive pressure in the housing. Thus, no dust can infiltrate the housing through small openings.



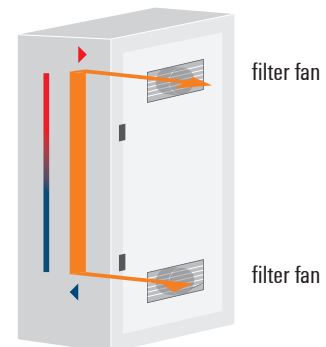
Variant 2:

A filter fan in the upper housing area sucks out the air. Cold air enters the floor area via an outlet filter. This creates a uniform air flow over the entire housing cross-section. Due to the slight vacuum, dust can easily infiltrate the housing through small openings.



Variant 3:

A filter fan blows in cold air in the lower area and a second fan sucks out the heated air in the upper area. This arrangement allows the unobstructed volumetric flow-rate of the filter fan to be achieved and compensates for the static pressure loss of the filter mats. However, two identical filter fan types have to be used.



Digital planning tool for the right product selection

Planners and designers strive for optimal safety factors when configuring ventilation and signalling solutions. The Weidmüller Sizing Software (WSS) is a free and user-friendly planning tool that immediately provides you with a qualified device recommendation. With WSS, you avoid expensive over- and dangerous under-dimensioning. Because individual circumstances often make it difficult to choose the right solution, the WSS contains an open library in which you can easily add your individual components. In this way, we ensure that we can cover the complete spectrum of challenges and offer solutions for every application in the field of ventilation, cooling, and signalling.

Try our WSS right now and order the Thermal Management for your control cabinet at Weidmüller:

www.weidmueller.com/wss



Filter fan



Technical data

Supply voltage 230 V AC	Operating temperature range -40...55 °C
-----------------------------------	---

Ordering data

Order No.	Type	Volume flow, free-blowing	Protection degree	Colour	Width / Height	Installation cutout width/height	Mounting depth / Mounting height	MTBF	Qty.
2555690000	FF 11 54/230V GY	25 m³/h	IP54	Grey	109 / 109 mm	92 / 92 mm	62 / 4 mm	52500 h	1
2556590000	FF 11 54/230V BK	25 m³/h	IP54	Black	109 / 109 mm	92 / 92 mm	62 / 4 mm	52500 h	1
2556620000	FF 22 54/230V GY	61 m³/h	IP54	Grey	145 / 145 mm	125 / 125 mm	70 / 5 mm	37500 h	1
2556630000	FF 22 54/230V BK	61 m³/h	IP54	Black	145 / 145 mm	125 / 125 mm	70 / 5 mm	37500 h	1
2556640000	FF 22 55/230V GY	56 m³/h	IP55	Grey	145 / 145 mm	125 / 125 mm	70 / 5 mm	37500 h	1
2556650000	FF 22 55/230V BK	56 m³/h	IP55	Black	145 / 145 mm	125 / 125 mm	70 / 5 mm	37500 h	1
2556680000	FF 32 54/230V GY	110 m³/h	IP54	Grey	202 / 202 mm	177 / 177 mm	87 / 6 mm	37500 h	1
2556690000	FF 32 54/230V BK	110 m³/h	IP54	Black	202 / 202 mm	177 / 177 mm	87 / 6 mm	37500 h	1
2556700000	FF 32 55/230V GY	100 m³/h	IP55	Grey	202 / 202 mm	177 / 177 mm	87 / 6 mm	37500 h	1
2556710000	FF 32 55/230V BK	100 m³/h	IP55	Black	202 / 202 mm	177 / 177 mm	87 / 6 mm	37500 h	1
2556750000	FF 42 54/230V GY	156 m³/h	IP54	Grey	252 / 252 mm	223 / 223 mm	97 / 6 mm	40000 h	1
2556760000	FF 42 54/230V BK	156 m³/h	IP54	Black	252 / 252 mm	223 / 223 mm	97 / 6 mm	40000 h	1
2556770000	FF 42 55/230V GY	145 m³/h	IP55	Grey	252 / 252 mm	223 / 223 mm	97 / 6 mm	40000 h	1
2556780000	FF 42 55/230V BK	145 m³/h	IP55	Black	252 / 252 mm	223 / 223 mm	97 / 6 mm	40000 h	1
2556820000	FF 43 54/230V GY	256 m³/h	IP54	Grey	252 / 252 mm	223 / 223 mm	113 / 6 mm	40000 h	1
2556830000	FF 43 54/230V BK	256 m³/h	IP54	Black	252 / 252 mm	223 / 223 mm	113 / 6 mm	40000 h	1
2556840000	FF 43 55/230V GY	233 m³/h	IP55	Grey	252 / 252 mm	223 / 223 mm	113 / 6 mm	40000 h	1
2556850000	FF 43 55/230V BK	233 m³/h	IP55	Black	252 / 252 mm	223 / 223 mm	113 / 6 mm	40000 h	1
2556870000	FF 65 54/230V GY	480 m³/h	IP54	Grey	320 / 320 mm	291 / 291 mm	140 / 7 mm	40000 h	1
2556880000	FF 65 54/230V BK	480 m³/h	IP54	Black	320 / 320 mm	291 / 291 mm	140 / 7 mm	40000 h	1
2556890000	FF 65 55/230V GY	505 m³/h	IP55	Grey	320 / 320 mm	291 / 291 mm	140 / 7 mm	40000 h	1
2556900000	FF 65 55/230V BK	505 m³/h	IP55	Black	320 / 320 mm	291 / 291 mm	140 / 7 mm	40000 h	1
2556910000	FF 66 54/230V GY	640 m³/h	IP54	Grey	320 / 320 mm	291 / 291 mm	150 / 7 mm	40000 h	1
2556920000	FF 66 54/230V BK	640 m³/h	IP54	Black	320 / 320 mm	291 / 291 mm	150 / 7 mm	40000 h	1
2556930000	FF 66 55/230V GY	770 m³/h	IP55	Grey	320 / 320 mm	291 / 291 mm	150 / 7 mm	40000 h	1
2556940000	FF 66 55/230V BK	770 m³/h	IP55	Black	320 / 320 mm	291 / 291 mm	150 / 7 mm	40000 h	1
2556950000	FF 67 54/230V GY	845 m³/h	IP54	Grey	320 / 320 mm	291 / 291 mm	150 / 7 mm	40000 h	1
2556960000	FF 67 54/230V BK	845 m³/h	IP54	Black	320 / 320 mm	291 / 291 mm	150 / 7 mm	40000 h	1
2556970000	FF 67 55/230V GY	925 m³/h	IP55	Grey	320 / 320 mm	291 / 291 mm	150 / 7 mm	40000 h	1
2556980000	FF 67 55/230V BK	925 m³/h	IP55	Black	320 / 320 mm	291 / 291 mm	150 / 7 mm	40000 h	1

Exhaust filter



Technical data

Operating temperature range

-40...55 °C

Ordering data

Order No.	Type	Protection degree	Colour	Width / Height	Installation cutout width/height	Mounting depth / Mounting height	Qty.
2557070000	EF 10 54/ GY	IP54	Grey	109 / 109 mm	92 / 92 mm	19 / 4 mm	1
2557080000	EF 10 54/ BK	IP54	Black	109 / 109 mm	92 / 92 mm	19 / 4 mm	1
2557090000	EF 20 54/ GY	IP54	Grey	145 / 145 mm	125 / 125 mm	26 / 5 mm	1
2557100000	EF 20 54/ BK	IP54	Black	145 / 145 mm	125 / 125 mm	26 / 5 mm	1
2557110000	EF 20 55/ GY	IP55	Grey	145 / 145 mm	125 / 125 mm	26 / 5 mm	1
2557120000	EF 20 55/ BK	IP55	Black	145 / 145 mm	125 / 125 mm	26 / 5 mm	1
2557130000	EF 30 54/ GY	IP54	Grey	202 / 202 mm	177 / 177 mm	34 / 6 mm	1
2557140000	EF 30 54/ BK	IP54	Black	202 / 202 mm	177 / 177 mm	34 / 6 mm	1
2557150000	EF 30 55/ GY	IP55	Grey	202 / 202 mm	177 / 177 mm	34 / 6 mm	1
2557160000	EF 30 55/ BK	IP55	Black	202 / 202 mm	177 / 177 mm	34 / 6 mm	1
2557170000	EF 40 54/ GY	IP54	Grey	252 / 252 mm	223 / 223 mm	38 / 6 mm	1
2557180000	EF 40 54/ BK	IP54	Black	252 / 252 mm	223 / 223 mm	38 / 6 mm	1
2557190000	EF 40 55/ GY	IP55	Grey	252 / 252 mm	223 / 223 mm	38 / 6 mm	1
2557200000	EF 40 55/ BK	IP55	Black	252 / 252 mm	223 / 223 mm	38 / 6 mm	1
2557210000	EF 60 54/ GY	IP54	Grey	320 / 320 mm	291 / 291 mm	39 / 7 mm	1
2557220000	EF 60 54/ BK	IP54	Black	320 / 320 mm	291 / 291 mm	39 / 7 mm	1
2557230000	EF 60 55/ GY	IP55	Grey	320 / 320 mm	291 / 291 mm	39 / 7 mm	1
2557240000	EF 60 55/ BK	IP55	Black	320 / 320 mm	291 / 291 mm	39 / 7 mm	1

Filter fan EMC



Technical data

Supply voltage 230 V AC	Operating temperature range -40...55 °C
-----------------------------------	---

Ordering data

Order No.	Type	Volume flow, free-blowing	Protection degree	Colour	Width / Height	Installation cutout width/height	Mounting depth / Mounting height	MTBF	Qty.
2557250000	FF-EMC 11 54/230V GY	25 m³/h	IP54	Grey	109 / 109 mm	93 / 93 mm	62 / 4 mm	52500 h	1
2557260000	FF-EMC 11 54/230V BK	25 m³/h	IP54	Black	109 / 109 mm	93 / 93 mm	62 / 4 mm	52500 h	1
2557270000	FF-EMC 22 54/230V GY	61 m³/h	IP54	Grey	145 / 145 mm	126.5 / 126.5 mm	70 / 5 mm	37500 h	1
2557280000	FF-EMC 22 54/230V BK	61 m³/h	IP54	Black	145 / 145 mm	126.5 / 126.5 mm	70 / 5 mm	37500 h	1
2557290000	FF-EMC 22 55/230V GY	56 m³/h	IP55	Grey	145 / 145 mm	126.5 / 126.5 mm	70 / 5 mm	37500 h	1
2557300000	FF-EMC 22 55/230V BK	56 m³/h	IP55	Black	145 / 145 mm	126.5 / 126.5 mm	70 / 5 mm	37500 h	1
2557310000	FF-EMC 32 54/230V GY	110 m³/h	IP54	Grey	202 / 202 mm	178 / 178 mm	87 / 6 mm	37500 h	1
2557320000	FF-EMC 32 54/230V BK	110 m³/h	IP54	Black	202 / 202 mm	178 / 178 mm	87 / 6 mm	37500 h	1
2557330000	FF-EMC 32 55/230V GY	100 m³/h	IP55	Grey	202 / 202 mm	178 / 178 mm	87 / 6 mm	37500 h	1
2557340000	FF-EMC 32 55/230V BK	100 m³/h	IP55	Black	202 / 202 mm	178 / 178 mm	87 / 6 mm	37500 h	1
2557350000	FF-EMC 42 54/230V GY	125 m³/h	IP54	Grey	252 / 252 mm	223 / 223 mm	97 / 6 mm	40000 h	1
2557360000	FF-EMC 42 54/230V BK	125 m³/h	IP54	Black	252 / 252 mm	223 / 223 mm	97 / 6 mm	40000 h	1
2557370000	FF-EMC 42 55/230V GY	145 m³/h	IP55	Grey	252 / 252 mm	223 / 223 mm	97 / 6 mm	40000 h	1
2557380000	FF-EMC 42 55/230V BK	145 m³/h	IP55	Black	252 / 252 mm	223 / 223 mm	97 / 6 mm	40000 h	1
2557390000	FF-EMC 43 54/230V GY	256 m³/h	IP54	Grey	252 / 252 mm	224 / 224 mm	113 / 6 mm	40000 h	1
2557400000	FF-EMC 43 54/230V BK	256 m³/h	IP54	Black	252 / 252 mm	224 / 224 mm	113 / 6 mm	40000 h	1
2557410000	FF-EMC 43 55/230V GY	233 m³/h	IP55	Grey	252 / 252 mm	224 / 224 mm	113 / 6 mm	40000 h	1
2557420000	FF-EMC 43 55/230V BK	233 m³/h	IP55	Black	252 / 252 mm	224 / 224 mm	113 / 6 mm	40000 h	1
2557430000	FF-EMC 65 54/230V GY	480 m³/h	IP54	Grey	320 / 320 mm	292 / 292 mm	140 / 7 mm	40000 h	1
2557440000	FF-EMC 65 54/230V BK	480 m³/h	IP54	Black	320 / 320 mm	292 / 292 mm	140 / 7 mm	40000 h	1
2557450000	FF-EMC 65 55/230V GY	505 m³/h	IP55	Grey	320 / 320 mm	292 / 292 mm	140 / 7 mm	40000 h	1
2557460000	FF-EMC 65 55/230V BK	505 m³/h	IP55	Black	320 / 320 mm	292 / 292 mm	140 / 7 mm	40000 h	1
2557470000	FF-EMC 66 54/230V GY	640 m³/h	IP54	Grey	320 / 320 mm	292 / 292 mm	150 / 7 mm	40000 h	1
2557480000	FF-EMC 66 54/230V BK	640 m³/h	IP54	Black	320 / 320 mm	292 / 292 mm	150 / 7 mm	40000 h	1
2557490000	FF-EMC 66 55/230V GY	770 m³/h	IP55	Grey	320 / 320 mm	292 / 292 mm	150 / 7 mm	40000 h	1
2557500000	FF-EMC 66 55/230V BK	770 m³/h	IP55	Black	320 / 320 mm	292 / 292 mm	150 / 7 mm	40000 h	1
2557510000	FF-EMC 67 54/230V GY	845 m³/h	IP54	Grey	320 / 320 mm	292 / 292 mm	150 / 7 mm	40000 h	1
2557520000	FF-EMC 67 54/230V BK	845 m³/h	IP54	Black	320 / 320 mm	292 / 292 mm	150 / 7 mm	40000 h	1
2557530000	FF-EMC 67 55/230V GY	925 m³/h	IP55	Grey	320 / 320 mm	292 / 292 mm	150 / 7 mm	40000 h	1
2557540000	FF-EMC 67 55/230V BK	925 m³/h	IP55	Black	320 / 320 mm	292 / 292 mm	150 / 7 mm	40000 h	1

Exhaust filter EMC



Technical data

Operating temperature range
-40...55 °C

Ordering data

Order No.	Type	Protection degree	Colour	Width / Height	Installation cutout width/height	Mounting depth / Mounting height	Qty.
2557550000	EF-EMC 10 54/ GY	IP54	Grey	109 / 109 mm	93 / 93 mm	19 / 4 mm	1
2557560000	EF-EMC 10 54/ BK	IP54	Black	109 / 109 mm	93 / 93 mm	19 / 4 mm	1
2557570000	EF-EMC 20 54/ GY	IP54	Grey	145 / 145 mm	126.5 / 126.5 mm	26 / 5 mm	1
2557580000	EF-EMC 20 54/ BK	IP54	Black	145 / 145 mm	126.5 / 126.5 mm	26 / 5 mm	1
2557590000	EF-EMC 20 55/ GY	IP55	Grey	145 / 145 mm	126.5 / 126.5 mm	26 / 5 mm	1
2557600000	EF-EMC 20 55/ BK	IP55	Black	145 / 145 mm	126.5 / 126.5 mm	26 / 5 mm	1
2557610000	EF-EMC 30 54/ GY	IP54	Grey	202 / 202 mm	178 / 178 mm	34 / 6 mm	1
2557620000	EF-EMC 30 54/ BK	IP54	Black	202 / 202 mm	178 / 178 mm	34 / 6 mm	1
2557630000	EF-EMC 30 55/ GY	IP55	Grey	202 / 202 mm	178 / 178 mm	34 / 6 mm	1
2557640000	EF-EMC 30 55/ BK	IP55	Black	202 / 202 mm	178 / 178 mm	34 / 6 mm	1
2557650000	EF-EMC 40 54/ GY	IP54	Grey	252 / 252 mm	224 / 224 mm	38 / 6 mm	1
2557660000	EF-EMC 40 54/ BK	IP54	Black	252 / 252 mm	224 / 224 mm	38 / 6 mm	1
2557670000	EF-EMC 40 55/ GY	IP55	Grey	252 / 252 mm	224 / 224 mm	38 / 6 mm	1
2557680000	EF-EMC 40 55/ BK	IP55	Black	252 / 252 mm	224 / 224 mm	38 / 6 mm	1
2557690000	EF-EMC 60 54/ GY	IP54	Grey	320 / 320 mm	293 / 293 mm	39 / 7 mm	1
2557700000	EF-EMC 60 54/ BK	IP54	Black	320 / 320 mm	293 / 293 mm	39 / 7 mm	1
2557710000	EF-EMC 60 55/ GY	IP55	Grey	320 / 320 mm	293 / 293 mm	39 / 7 mm	1
2557720000	EF-EMC 60 55/ BK	IP55	Black	320 / 320 mm	293 / 293 mm	39 / 7 mm	1

Filter fan Slim-Line



Technical data

Supply voltage 230 V AC
Operating temperature range -40...55 °C

Ordering data

Order No.	Type	Volume flow, free-blowing	Protection degree	Colour	Width / Height	Installation cutout width/height	Mounting depth / Mounting height	MTBF	Qty.
2557000000	FF-SL 65 55/230V GY	500 m³/h	IP55	Grey	320 / 320 mm	291 / 291 mm	124 / 7 mm	40000 h	1
2557010000	FF-SL 65 55/230V BK	500 m³/h	IP55	Black	320 / 320 mm	291 / 291 mm	124 / 7 mm	40000 h	1
2557030000	FF-SL 67 55/230V GY	705 m³/h	IP55	Grey	320 / 320 mm	291 / 291 mm	127 / 7 mm	40000 h	1
2557040000	FF-SL 67 55/230V BK	705 m³/h	IP55	Black	320 / 320 mm	291 / 291 mm	127 / 7 mm	40000 h	1

Roof filter fans



Technical data

Supply voltage	Operating temperature range
230 V AC	-15...55 °C

Ordering data

Order No.	Type	Volume flow, free-blowing	Protection degree	Colour	Width / Height	Installation cutout width/height	Mounting depth / Mounting height	MTBF	Qty.
2557730000	RFF 605 54/230V GY	350 m³/h	IP54	Grey	436 / 436 mm	291 / 291 mm	34 / 72 mm	50000 h	1
2557740000	RFF 605 33/230V GY	500 m³/h	IP33	Grey	436 / 436 mm	291 / 291 mm	34 / 72 mm	50000 h	1
2557770000	RFF 607 54/230V GY	550 m³/h	IP54	Grey	470 / 470 mm	291 / 291 mm	57 / 95 mm	40000 h	1
2557780000	RFF 607 33/230V GY	700 m³/h	IP33	Grey	470 / 470 mm	291 / 291 mm	57 / 95 mm	40000 h	1
2557810000	RFF 610 54/230V GY	750 m³/h	IP54	Grey	470 / 470 mm	291 / 291 mm	57 / 95 mm	40000 h	1
2557820000	RFF 610 33/230V GY	1000 m³/h	IP33	Grey	470 / 470 mm	291 / 291 mm	57 / 95 mm	40000 h	1

Roof exhaust filter



Technical data

Operating temperature range
-15...55 °C

Ordering data

Order No.	Type	Protection degree	Colour	Width / Height	Installation cutout width/height	Mounting depth / Mounting height	Qty.
2557840000	REF 600 54/ GY	IP54	Grey	436 / 436 mm	291 / 291 mm	34 / 72 mm	1
2557850000	REF 600 33/ GY	IP33	Grey	436 / 436 mm	291 / 291 mm	34 / 72 mm	1

Filter mat



Technical data

Operating temperature range
-40...55 °C

Ordering data

Order No.	Type	Protection degree	Width / Height	Qty.
2556600000	FF-FIMT 11 54	IP54	87 / 87 mm	5
2556660000	FF-FIMT 2x 54	IP54	119 / 119 mm	5
2556670000	FF-FIMT 2x 55	IP55	116 / 108 mm	5
2556720000	FF-FIMT 3x 54	IP54	170 / 170 mm	5
2556730000	FF-FIMT 3x 55	IP55	166 / 156 mm	5
2556790000	FF-FIMT 4x 54	IP54	216 / 216 mm	5
2556800000	FF-FIMT 4x 55	IP55	212 / 200 mm	5
2557050000	FF-FIMT 6x 55	IP55	279 / 284 mm	5
2567310000	FF-FIMT 6X 54	IP54	284 / 284 mm	5
2557750000	RFF-FIMT 605x 54	IP54	290 / 290 mm	20
2557790000	RFF-FIMT 607/610 54	IP54	390 / 390 mm	20

Radiant heater




Technical data

Supply voltage	Operating temperature range	Type of mounting	With room thermostat
110 - 230 V AC / 60-50 Hz	-40...70 °C	Mounting rail	No

Ordering data

Order No.	Type	Power	Colour	Type of connection	Width / Height / Depth	Qty.
2557860000	RH-CBCO 10W 110-250V BK	10 W	Black	Pre-assembled cable	29.5 / 45 / 75 mm	1
2557870000	RH-CBCO 20W 110-250V BK	20 W	Black	Pre-assembled cable	29.5 / 45 / 75 mm	1
2557880000	RH-CBCO 30W 110-250V BK	30 W	Black	Pre-assembled cable	29.5 / 45 / 75 mm	1

Radiant heater



Technical data

Supply voltage	Operating temperature range	Type of mounting	With room thermostat
110 - 230 V AC / 60-50 Hz	-40...70 °C	Mounting rail	No

Ordering data

Order No.	Type	Power	Colour	Type of connection	Width / Height / Depth	Qty.
2557890000	RH-CBCO 30W 110-250V	30 W	Silver	Pre-assembled cable	70 / 100 / 50 mm	1
2557900000	RH-CBCO 45W 110-250V	45 W	Silver	Pre-assembled cable	70 / 100 / 50 mm	1
2557930000	RH-CBCO 75W 110-250V	75 W	Silver	Pre-assembled cable	70 / 175 / 50 mm	1
2557940000	RH-CBCO 100W 110-250V	100 W	Silver	Pre-assembled cable	70 / 175 / 50 mm	1
2557950000	RH-CBCO 150W 110-250V	150 W	Silver	Pre-assembled cable	70 / 250 / 50 mm	1
2557910000	RH-TCO 30W 110-250V	30 W	Silver	Spring contact	70 / 100 / 50 mm	1
2557920000	RH-TCO 45W 110-250V	45 W	Silver	Spring contact	70 / 100 / 50 mm	1
2557960000	RH-TCO 75W 110-250V	75 W	Silver	Spring contact	70 / 175 / 50 mm	1
2557970000	RH-TCO 100W 110-250V	100 W	Silver	Spring contact	70 / 175 / 50 mm	1
2557980000	RH-TCO 150W 110-250V	150 W	Silver	Spring contact	70 / 250 / 50 mm	1

Fan heater



Technical data

Supply voltage	Operating temperature range	Type of mounting	With room thermostat
230 V AC	-40...70 °C	Mounting rail	No

Ordering data

Order No.	Type	Power	Colour	Type of connection	Width / Height / Depth	Qty.
2557990000	FH-TCO 250W 230V	250 W	Silver	Spring contact	85 / 186.5 / 104 mm	1
2558000000	FH-TCO 400W 230V	400 W	Silver	Spring contact	85 / 226.5 / 104 mm	1

Fan heater



Technical data

Supply voltage	Operating temperature range	Type of mounting	With room thermostat
230 V AC	-40...70 °C	Mounting rail, Screw mounting	No

Ordering data

Order No.	Type	Power	Colour	Type of connection	Width / Height / Depth	Qty.
2558010000	FH-TCO 200W 230V BK	200 W	Black	Spring contact	88 / 142 / 126 mm	1
2558020000	FH-TCO 300W 230V BK	300 W	Black	Spring contact	88 / 142 / 126 mm	1
2558030000	FH-TCO 400W 230V BK	400 W	Black	Spring contact	88 / 142 / 126 mm	1
2558040000	FH-TCO 500W 230V BK	500 W	Black	Spring contact	88 / 142 / 126 mm	1
2558050000	FH-TCO 650W 230V BK	650 W	Black	Spring contact	88 / 142 / 126 mm	1
2558060000	FH-TCO 800W 230V BK	800 W	Black	Spring contact	88 / 142 / 126 mm	1
2558070000	FH-TCO 1000W 230V BK	1000 W	Black	Spring contact	88 / 142 / 126 mm	1
2558080000	FH-TCO 1200W 230V BK	1200 W	Black	Spring contact	88 / 142 / 126 mm	1

Fan heater with thermostat



Technical data

Supply voltage	Operating temperature range	Type of mounting	With room thermostat
230 V AC	-40...70 °C	Mounting rail, Screw mounting	Yes

Ordering data

Order No.	Type	Power	Colour	Type of connection	Width / Height / Depth	Qty.
2558090000	FH-TH 200W 230V BK	200 W	Black	Spring contact	88 / 142 / 139 mm	1
2558100000	FH-TH 300W 230V BK	300 W	Black	Spring contact	88 / 142 / 139 mm	1
2558110000	FH-TH 400W 230V BK	400 W	Black	Spring contact	88 / 142 / 139 mm	1
2558120000	FH-TH 500W 230V BK	500 W	Black	Spring contact	88 / 142 / 139 mm	1
2558130000	FH-TH 650W 230V BK	650 W	Black	Spring contact	88 / 142 / 139 mm	1
2558140000	FH-TH 800W 230V BK	800 W	Black	Spring contact	88 / 142 / 139 mm	1
2558150000	FH-TH 1000W 230V BK	1000 W	Black	Spring contact	88 / 142 / 139 mm	1
2558160000	FH-TH 1200W 230V BK	1200 W	Black	Spring contact	88 / 142 / 139 mm	1

Thermostats



Technical data

Operating temperature range	Type of connection	Type of mounting
-40...80 °C	Screw connection	Mounting rail

Ordering data

Order No.	Type	Switching difference	Switching tolerance	Switching power NC/NO	Switching power cos φ = 0,6	Qty.
2558170000	THSW 1K -20°+40°C CO	1 K	±3 K	10 A / 5 A	2 A / 2 A	1
2558180000	THSW 3K -20°+40°C CO	±3 K	±3 K	10 A / 5 A	2 A / 2 A	1
2558190000	THSW 1K 0°+60°C CO	1 K	±3 K	10 A / 5 A	2 A / 2 A	1
2558200000	THSW 3K 0°+60°C CO	±3 K	±3 K	10 A / 5 A	2 A / 2 A	1
2558210000	THSW -20°+40°C NC	<7 K	±4 K	10 A /	2 A /	1
2558220000	THSW -20°+40°C NO	<7 K	±4 K	10 A	2 A	1
2558230000	THSW 0°+60°C NC	<7 K	±4 K	10 A /	2 A /	1
2558240000	THSW 0°+60°C NO	<7 K	±4 K	10 A	2 A	1
2558250000	THSA 0°+60°C NC/NO	<7 K	±4 K	10 A / 10 A	2 A / 2 A	1
2558260000	THSA 0°+60°C NO/NO	<7 K	±4 K	10 A / 10 A	2 A / 2 A	1

Humidistat



Technical data

Operating temperature range	Type of connection	Type of mounting
0,01...60 °C	Screw connection	Mounting rail

Ordering data

Order No.	Type	Adjustable threshold rel. humidity	Switching power NC/NO	Switching difference	Switching power cos φ = 0,6	Qty.
2558270000	HYSW 40-90% r.F. CO	40 % / 90 %	2 A / 5 A	5 %	0.2 A / 0.2 A	1

Humidistat with thermostat



Technical data

Operating temperature range	Type of connection	Type of mounting
-20...60 °C	Screw connection	Mounting rail

Ordering data

Order No.	Type	Adjustable threshold rel. humidity	Switching power NC/NO	Switching difference	Switching power cos $\varphi = 0,6$	Qty.
2558280000	HYTH-SW 40-90% r.F. CO	40 % / 90 %	8 A / 8 A	4 %, 1 K	3 A / 3 A	1

Weidmüller – Your Partner in Industrial Connectivity

As experienced experts, we support our customers and partners around the world with products, solutions and services in the industrial environment of power, signal and data. We are at home in their industries and markets and know the technological challenges of tomorrow. We are therefore continuously developing innovative, sustainable and useful solutions for their individual needs. Together we set standards in industrial connectivity.

Weidmüller Interface GmbH & Co. KG
Klingenbergstraße 16
32758 Detmold, Germany
T +49 5231 14-0
F +49 5231 14-292083
www.weidmueller.com

Personal support can
be found on our website:
www.weidmueller.com/contact

Made in Germany



Order number: 2575320000/01/2018/SMR