

Workplace Solutions

Additional Structure brings Added Value

Cable ducts from Weidmüller



WORKPLACE
SOLUTIONS

Weidmüller 

Incorporate the structures for flexibility within the cabinet

Cable ducts as the basis for ordered cable routing

Additional Structure brings Added Value

Increasing trends in digitalisation require higher packing densities in the cabinet. To maintain order within the cabinet, a clear and space-saving cable routing system is required. This is more than just an optical aspect, because orderly cable routing saves time and money. It facilitates maintenance and repair work and increases general operational safety.

As a partner for Industrial Connectivity, we know the challenges faced and provide you with a comprehensive range of cable ducts and accessories for all applications. Practical details like wire holding lugs for the fixing of already installed wires, as well as precisely punched holes according to DIN EN 50085-2-3, facilitate accurate installation. The clever closing mechanism allows easy latching and ensures a secure fit when closing the lid.

Together, we create sustainable structures with added value. We support you in all work steps from planning through to implementation and ongoing operation. Let's connect.




Metric



DIN



Corner cable duct




Protective tube




**Halogen-free
-25 to 105 ° C**



**Halogen-free
-25 to 120 ° C**



Equipment




Perfectly coordinated complete system

Our product range includes cable ducts in metric versions as well as corner and DIN ducts. There are also variants made of halogen-free material. The range is supplemented by protective tubes, holders, separators, and professional marking solutions.

An complete system that adds real value

Cable ducts from Weidmüller

Save time and money with quick, easy installation and high flexibility in operation. Our wide product range of cable ducts is complemented with a large number of useful accessories to support your cabinet.



Flexible system solution

With our cable ducts, we provide you with a flexible wiring system that offers a wide array of accessories and exceptional product features. These include, for example, guide rails for latching holding clamps or dividers. In addition, wire retaining lugs serve as a fixation aid for already installed wires.

Durable and functional

The superior quality of our cable ducts allows durable structures to be created, for an orderly cable routing within the cabinet. High stability, minimal torsion, and precisely punched bottom holes according to DIN EN 50085-2-3 make the installation quick and easy. The lid can be easily clipped on, its functional locking mechanism guarantees a secure fit.

Your advantages:

- Comprehensive product range from a single source
- Sophisticated system solution with added value
- High flexibility because of a wide accessory range

Your easy way to flexible and durable cable routing

The complete range of cable ducts from a single source

Orderly and flexible cable routing in the cabinet not only gives a good impression, but is also essential for functional and safe operation. With our cable ducts, we offer you a complete range from one source. Benefit from our sturdy, torsion-free cable ducts with clever details for quick and efficient installation.


Our wide range of cable routing systems include metric cable ducts, DIN cable ducts and corner cable ducts.



Cable ducts

Our cable ducts are available in two basic versions: Metric and DIN. They differ in the slit width and the distance of slots. Ducts with finer slit width are advantageous for applications with small cable cross-sections in conjunction with terminal blocks. The variants designed as corner channels are particularly suitable for control cabinets with limited space and a high line density.

Halogen-free cable ducts offer you more operational safety in areas of increased fire protection.




Halogen-free cable ducts

In applications where increased fire protection is required, our halogen-free cable ducts offer a higher level of operational safety. They are mainly used in traffic engineering, but also in tunnel systems or for building infrastructure. Our halogen-free materials are characterised by low smoke development and non-toxic waste gases.

Your advantages:

- Sturdy cable ducts without torsion
- Wire holding lugs as a fixation aid
- Precisely punched bottom holes according to DIN EN 50085-2-3
- Secure fitting lid thanks to an optimum locking mechanism


Spiral and webbing hoses bundle and protect your cables.



Cable protection conduits

Spiral and webbing hoses are particularly suitable for the construction of space-saving cable routing systems in switch gears and control cabinets. They are used for guiding, protecting and bundling cables and wires - for example, in the transition between the enclosure interior and the door.

More flexibility and efficiency with holders and separators for simple assembly.



Accessories


With our practical accessories, you can prevent already installed cables and wires from falling out of the cabinet. This simplifies assembly and saves time. Data and power cables can be separated from each other with dividers in the same channel. The covers are also available as accessories and can be ordered individually if required.

Optimum design flexibility allows clear and simple identification

Marking solutions from Weidmüller

The internal order of a cabinet must be assessed at a glance during service work. Therefore, clear identification of the installed components is necessary. As a perfect complement to our wiring channels, MultiMark provides you with a complete system of appropriate marking solutions.

MultiMark endless labels for an economical and flexible marking via thermal transfer printing.



MultiMark labels

MultiMark endless labels are an economical alternative to conventional tag rails or special labels, and can be printed with our thermal transfer printer THM MultiMark. They have a predefined width and its length can be adjusted exactly to the length of text created by the printer software. A cutter that can be attached to the printer, cuts the labels individually to the specified size. Ideal for large area marking of function or terminal blocks.

The universal tag rails can be securely attached to wiring ducts with glue.




MultiCard and tag rails

Particularly in the case of aligned modular devices, our tag rails are ideal for clear marking with high contrast. Our tag rails made of sturdy PVC are equipped with secure locking MultiCard markers which easily snap in.

Your advantages:


- Simple assignment of supplementary information on the equipment
- Custom lengths as the material is available on the roll and cut according to the requirements
- Flexible thanks to the use of Weidmüller labelling systems



Metric cable duct, slit width 8 / slit clearance 12

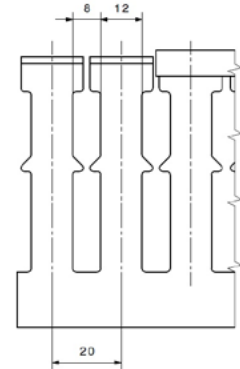
Technical data

Material	Colour	Length	Operating temperature	Fire class acc. to UL 94
PVC	Grey	2000 mm	-5...60 °C	V-0



Ordering data

Order No.	Type	Height	Width	Slit width	Slit gap	Qty. [m]
2588450000	CD 30X25 8/12 GY	30 mm	25 mm	8.00 mm	12.00 mm	80
2588560000	CD 30X40 8/12 GY	30 mm	40 mm	8.00 mm	12.00 mm	48
2588650000	CD 30X60 8/12 GY	30 mm	60 mm	8.00 mm	12.00 mm	32
2588460000	CD 40X25 8/12 GY	40 mm	25 mm	8.00 mm	12.00 mm	60
2588580000	CD 40X40 8/12 GY	40 mm	40 mm	8.00 mm	12.00 mm	40
2588660000	CD 40X60 8/12 GY	40 mm	60 mm	8.00 mm	12.00 mm	24
2588730000	CD 40X80 8/12 GY	40 mm	80 mm	8.00 mm	12.00 mm	24
2588800000	CD-BO 40X100 8/12 GY	40 mm	100 mm	8.00 mm	12.00 mm	16
2588890000	CD-BO 40X120 8/12 GY	40 mm	120 mm	8.00 mm	12.00 mm	20
2588510000	CD 60X25 8/12 GY	60 mm	25 mm	8.00 mm	12.00 mm	40
2588600000	CD 60X40 8/12 GY	60 mm	40 mm	8.00 mm	12.00 mm	36
2588680000	CD 60X60 8/12 GY	60 mm	60 mm	8.00 mm	12.00 mm	24
2588750000	CD 60X80 8/12 GY	60 mm	80 mm	8.00 mm	12.00 mm	24
2588820000	CD 60X100 8/12 GY	60 mm	100 mm	8.00 mm	12.00 mm	20
2588910000	CD-BO 60X120 8/12 GY	60 mm	120 mm	8.00 mm	12.00 mm	16
2588960000	CD-BO 60X150 8/12 GY	60 mm	150 mm	8.00 mm	12.00 mm	12
2589010000	CD-BO 60X200 8/12 GY	60 mm	200 mm	8.00 mm	12.00 mm	8
2588530000	CD 80X25 8/12 GY	80 mm	25 mm	8.00 mm	12.00 mm	32
2588610000	CD 80X40 8/12 GY	80 mm	40 mm	8.00 mm	12.00 mm	24
2588700000	CD 80X60 8/12 GY	80 mm	60 mm	8.00 mm	12.00 mm	24
2588770000	CD 80X80 8/12 GY	80 mm	80 mm	8.00 mm	12.00 mm	24
2588840000	CD 80X100 8/12 GY	80 mm	100 mm	8.00 mm	12.00 mm	16
2588920000	CD-BO 80X120 8/12 GY	80 mm	120 mm	8.00 mm	12.00 mm	16
2588970000	CD-BO 80X150 8/12 GY	80 mm	150 mm	8.00 mm	12.00 mm	12
2589030000	CD-BO 80X200 8/12 GY	80 mm	200 mm	8.00 mm	12.00 mm	8
2588540000	CD 100X25 8/12 GY	100 mm	25 mm	8.00 mm	12.00 mm	24
2588630000	CD 100X40 8/12 GY	100 mm	40 mm	8.00 mm	12.00 mm	16
2588720000	CD 100X60 8/12 GY	100 mm	60 mm	8.00 mm	12.00 mm	16
2588790000	CD-BO 100X80 8/12 GY	100 mm	80 mm	8.00 mm	12.00 mm	16
2588850000	CD-BO 100X100 8/12 GY	100 mm	100 mm	8.00 mm	12.00 mm	16
2588940000	CD-BO 100X120 8/12 GY	100 mm	120 mm	8.00 mm	12.00 mm	8
2588990000	CD-BO 100X150 8/12 GY	100 mm	150 mm	8.00 mm	12.00 mm	8
2589040000	CD-BO 100X200 8/12 GY	100 mm	200 mm	8.00 mm	12.00 mm	8



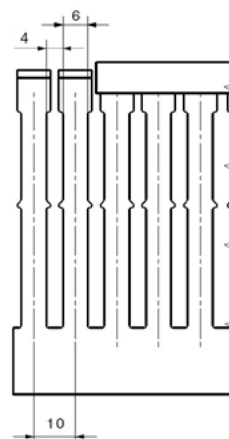

Metric cable duct, slit width 4 / slit clearance 6

Technical data

Material	Colour	Length	Operating temperature	Fire class acc. to UL 94
PVC	Grey	2000 mm	-5...60 °C	V-0

Ordering data

Order No.	Type	Height	Width	Slit width	Slit gap	Qty. [m]
2589060000	CD 17X15 4/6 GY	17 mm	15 mm	4.00 mm	6.00 mm	120
2589080000	CD 30X15 4/6 GY	30 mm	15 mm	4.00 mm	6.00 mm	96
2589110000	CD 30X25 4/6 GY	30 mm	25 mm	4.00 mm	6.00 mm	80
2589100000	CD 40X15 4/6 GY	40 mm	15 mm	4.00 mm	6.00 mm	72
2589130000	CD 40X25 4/6 GY	40 mm	25 mm	4.00 mm	6.00 mm	60
2589210000	CD 40X40 4/6 GY	40 mm	40 mm	4.00 mm	6.00 mm	40
2589280000	CD 40X60 4/6 GY	40 mm	60 mm	4.00 mm	6.00 mm	24
2589350000	CD 40X80 4/6 GY	40 mm	80 mm	4.00 mm	6.00 mm	24
2589150000	CD 60X25 4/6 GY	60 mm	25 mm	4.00 mm	6.00 mm	40
2589230000	CD 60X40 4/6 GY	60 mm	40 mm	4.00 mm	6.00 mm	36
2589300000	CD 60X60 4/6 GY	60 mm	60 mm	4.00 mm	6.00 mm	24
2589370000	CD 60X80 4/6 GY	60 mm	80 mm	4.00 mm	6.00 mm	24
2589420000	CD 60X100 4/6 GY	60 mm	100 mm	4.00 mm	6.00 mm	20
2589470000	CD-BO 60X120 4/6 GY	60 mm	120 mm	4.00 mm	6.00 mm	16
2589180000	CD 80X25 4/6 GY	80 mm	25 mm	4.00 mm	6.00 mm	32
2589240000	CD 80X40 4/6 GY	80 mm	40 mm	4.00 mm	6.00 mm	24
2589310000	CD 80X60 4/6 GY	80 mm	60 mm	4.00 mm	6.00 mm	24
2589380000	CD 80X80 4/6 GY	80 mm	80 mm	4.00 mm	6.00 mm	24
2589440000	CD 80X100 4/6 GY	80 mm	100 mm	4.00 mm	6.00 mm	16
2589490000	CD-BO 80X120 4/6 GY	80 mm	120 mm	4.00 mm	6.00 mm	16
2589190000	CD 100X25 4/6 GY	100 mm	25 mm	4.00 mm	6.00 mm	24
2589260000	CD 100X40 4/6 GY	100 mm	40 mm	4.00 mm	6.00 mm	16
2589330000	CD 100X60 4/6 GY	100 mm	60 mm	4.00 mm	6.00 mm	16
2589400000	CD-BO 100X80 4/6 GY	100 mm	80 mm	4.00 mm	6.00 mm	16
2589450000	CD-BO 100X100 4/6 GY	100 mm	100 mm	4.00 mm	6.00 mm	16
2589500000	CD-BO 100X120 4/6 GY	100 mm	120 mm	4.00 mm	6.00 mm	8



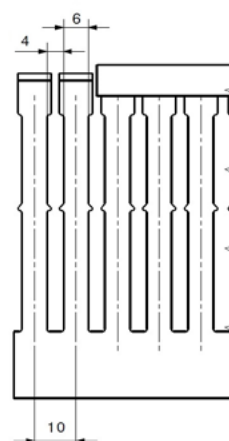

Cable duct Bottom Rail

Technical data

Material	Colour	Length	Operating temperature	Fire class acc. to UL 94
PVC	Grey	2000 mm	-5...60 °C	V-0

Ordering data

Order No.	Type	Height	Width	Slit width	Slit gap	Qty. [m]
2589670000	CD-BO 40X60 4/6 GY	40 mm	60 mm	4.00 mm	6.00 mm	24
2589890000	CD-BO 40X60 8/12 GY	40 mm	60 mm	8.00 mm	12.00 mm	24
2589600000	CD-BO 40X80 4/6 GY	40 mm	80 mm	4.00 mm	6.00 mm	24
2589820000	CD-BO 40X80 8/12 GY	40 mm	80 mm	8.00 mm	12.00 mm	24
2589710000	CD-BO 60X40 4/6 GY	60 mm	40 mm	4.00 mm	6.00 mm	36
2589920000	CD-BO 60X40 8/12 GY	60 mm	40 mm	8.00 mm	12.00 mm	36
2589640000	CD-BO 60X60 4/6 GY	60 mm	60 mm	4.00 mm	6.00 mm	24
2589850000	CD-BO 60X60 8/12 GY	60 mm	60 mm	8.00 mm	12.00 mm	24
2589570000	CD-BO 60X80 4/6 GY	60 mm	80 mm	4.00 mm	6.00 mm	24
2589800000	CD-BO 60X80 8/12 GY	60 mm	80 mm	8.00 mm	12.00 mm	24
2589530000	CD-BO 60X100 4/6 GY	60 mm	100 mm	4.00 mm	6.00 mm	20
2589760000	CD-BO 60X100 8/12 GY	60 mm	100 mm	8.00 mm	12.00 mm	20
2589690000	CD-BO 80X40 4/6 GY	80 mm	40 mm	4.00 mm	6.00 mm	24
2589910000	CD-BO 80X40 8/12 GY	80 mm	40 mm	8.00 mm	12.00 mm	24
2589620000	CD-BO 80X60 4/6 GY	80 mm	60 mm	4.00 mm	6.00 mm	24
2589840000	CD-BO 80X60 8/12 GY	80 mm	60 mm	8.00 mm	12.00 mm	24
2589550000	CD-BO 80X80 4/6 GY	80 mm	80 mm	4.00 mm	6.00 mm	24
2589790000	CD-BO 80X80 8/12 GY	80 mm	80 mm	8.00 mm	12.00 mm	24
2589510000	CD-BO 80X100 4/6 GY	80 mm	100 mm	4.00 mm	6.00 mm	16
2589740000	CD-BO 80X100 8/12 GY	80 mm	100 mm	8.00 mm	12.00 mm	16



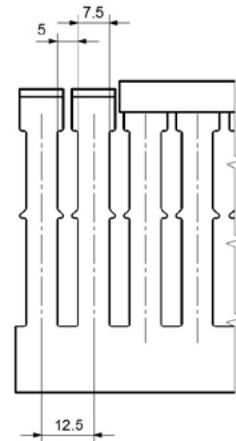
DIN cable duct, slit width 5 / slit clearance 7.5

Technical data

Material	Colour	Length	Operating temperature	Fire class acc. to UL 94
PVC	Grey	2000 mm	-5...60 °C	V-0

Ordering data

Order No.	Type	Height	Width	Slit width	Slit gap	Qty. [m]
2589520000	CD 25X25 5/7.5 GY	25 mm	25 mm	5.00 mm	7.50 mm	84
2589540000	CD 37.5X25 5/7.5 GY	37.5 mm	25 mm	5.00 mm	7.50 mm	64
2589590000	CD 37.5X37.5 5/7.5 GY	37.5 mm	37.5 mm	5.00 mm	7.50 mm	48
2589560000	CD 50X25 5/7.5 GY	50 mm	25 mm	5.00 mm	7.50 mm	52
2589610000	CD 50X37.5 5/7.5 GY	50 mm	37.5 mm	5.00 mm	7.50 mm	32
2590120000	CD 50X50 5/7.5 GY	50 mm	50 mm	5.00 mm	7.50 mm	24
2590170000	CD 50X75 5/7.5 GY	50 mm	75 mm	5.00 mm	7.50 mm	24
2590140000	CD 50X100 5/7.5 GY	50 mm	100 mm	5.00 mm	7.50 mm	16
2589580000	CD 75X25 5/7.5 GY	75 mm	25 mm	5.00 mm	7.50 mm	32
2589630000	CD 75X37.5 5/7.5 GY	75 mm	37.5 mm	5.00 mm	7.50 mm	32
2590150000	CD 75X50 5/7.5 GY	75 mm	50 mm	5.00 mm	7.50 mm	24
2590180000	CD 75X75 5/7.5 GY	75 mm	75 mm	5.00 mm	7.50 mm	16
2590190000	CD 75X100 5/7.5 GY	75 mm	100 mm	5.00 mm	7.50 mm	16
2590160000	CD 75X125 5/7.5 GY	75 mm	125 mm	5.00 mm	7.50 mm	12



Halogen-free cable duct, light grey, slit width 5 / slit clearance 7.5

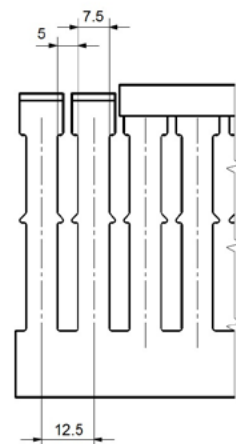
Technical data

Material	Colour	Length	Operating temperature	Fire class acc. to UL 94
PC-ABS	Light Grey	2000 mm	-25...105 °C	V-0



Ordering data

Order No.	Type	Height	Width	Slit width	Slit gap	Qty. [m]
2589650000	CD-HF 25X25 5/7.5 LTGY	25 mm	25 mm	5.00 mm	7.50 mm	84
2589660000	CD-HF 37.5X25 5/7.5 LTGY	37.5 mm	25 mm	5.00 mm	7.50 mm	64
2589720000	CD-HF 37.5X37.5 5/7.5 LTGY	37.5 mm	37.5 mm	5.00 mm	7.50 mm	48
2589680000	CD-HF 50X25 5/7.5 LTGY	50 mm	25 mm	5.00 mm	7.50 mm	52
2589730000	CD-HF 50X37.5 5/7.5 LTGY	50 mm	37.5 mm	5.00 mm	7.50 mm	32
2589770000	CD-HF 50X50 5/7.5 LTGY	50 mm	50 mm	5.00 mm	7.50 mm	24
2589810000	CD-HF 50X75 5/7.5 LTGY	50 mm	75 mm	5.00 mm	7.50 mm	24
2589860000	CD-HF 50X100 5/7.5 LTGY	50 mm	100 mm	5.00 mm	7.50 mm	16
2589700000	CD-HF 75X25 5/7.5 LTGY	75 mm	25 mm	5.00 mm	7.50 mm	32
2589750000	CD-HF 75X37.5 5/7.5 LTGY	75 mm	37.5 mm	5.00 mm	7.50 mm	32
2589780000	CD-HF 75X50 5/7.5 LTGY	75 mm	50 mm	5.00 mm	7.50 mm	24
2589830000	CD-HF 75X75 5/7.5 LTGY	75 mm	75 mm	5.00 mm	7.50 mm	16
2589880000	CD-HF 75X100 5/7.5 LTGY	75 mm	100 mm	5.00 mm	7.50 mm	16
2589900000	CD-HF 75X125 5/7.5 LTGY	75 mm	125 mm	5.00 mm	7.50 mm	12




Halogen-free cable duct, dark grey, slit width 5 / slit clearance 7.5



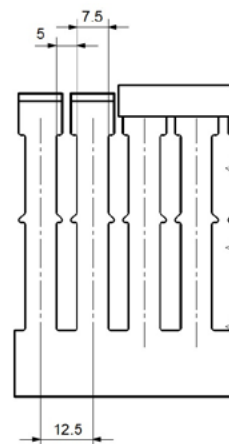
Technical data

Material	Colour	Length	Operating temperature	Fire class acc. to UL 94
PPE	dark grey	2000 mm	-25...120 °C	V-0



Ordering data


Order No.	Type	Height	Width	Slit width	Slit gap	Qty. [m]
2589930000	CD-HF 25X25 5/7.5 DKG	25 mm	25 mm	5.00 mm	7.50 mm	84
2589960000	CD-HF 37.5X25 5/7.5 DKG	37.5 mm	25 mm	5.00 mm	7.50 mm	64
2590040000	CD-HF 37.5X37.5 5/7.5 DKG	37.5 mm	37.5 mm	5.00 mm	7.50 mm	48
2589980000	CD-HF 50X25 5/7.5 DKG	50 mm	25 mm	5.00 mm	7.50 mm	52
2590060000	CD-HF 50X37.5 5/7.5 DKG	50 mm	37.5 mm	5.00 mm	7.50 mm	32
2589410000	CD-HF 50X50 5/7.5 DKG	50 mm	50 mm	5.00 mm	7.50 mm	24
2589360000	CD-HF 50X75 5/7.5 DKG	50 mm	75 mm	5.00 mm	7.50 mm	24
2589320000	CD-HF 50X100 5/7.5 DKG	50 mm	100 mm	5.00 mm	7.50 mm	16
2590010000	CD-HF 75X25 5/7.5 DKG	75 mm	25 mm	5.00 mm	7.50 mm	32
2590090000	CD-HF 75X37.5 5/7.5 DKG	75 mm	37.5 mm	5.00 mm	7.50 mm	32
2589390000	CD-HF 75X50 5/7.5 DKG	75 mm	50 mm	5.00 mm	7.50 mm	24
2589340000	CD-HF 75X75 5/7.5 DKG	75 mm	75 mm	5.00 mm	7.50 mm	16
2589290000	CD-HF 75X100 5/7.5 DKG	75 mm	100 mm	5.00 mm	7.50 mm	16
2589270000	CD-HF 75X125 5/7.5 DKG	75 mm	125 mm	5.00 mm	7.50 mm	12



Metric cable duct corner duct, slit width 4 / slit clearance 6

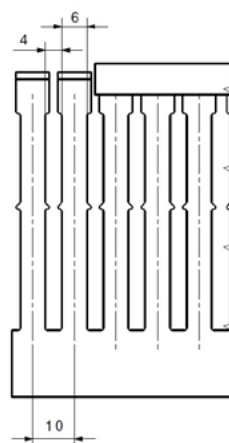
Technical data

Material	Colour	Length	Operating temperature	Fire class acc. to UL 94
PVC	Grey	2000 mm	-5...60 °C	V-0



Ordering data

Order No.	Type	Height	Width	Slit width	Slit gap	Qty. [m]
2589480000	CD-COD 90X90 4/6 GY	90 mm	90 mm	4.00 mm	6.00 mm	16
2589460000	CD-COD 110X110 4/6 GY	110 mm	110 mm	4.00 mm	6.00 mm	16



Flexible cable duct

Technical data

Material	Colour	Length	Operating temperature	Fire class acc. to UL 94
PA	grey (similar to RAL 7001)	500 mm	-15...80 °C	V-2

Ordering data

Order No.	Type	Height	Width	Slit width	Slit gap	Qty.
2562770000	CD-FLEX 12.5X12.5	12.5 mm	12.5 mm	5.00 mm	7.50 mm	50
2562780000	CD-FLEX 20X20	20 mm	20 mm	5.00 mm	7.50 mm	50
2562790000	CD-FLEX 30X30	30 mm	30 mm	5.00 mm	7.50 mm	50
2562800000	CD-FLEX 40X40	40 mm	40 mm	5.00 mm	7.50 mm	50




Accessories cable duct cover

Technical data

Material	Length	Operating temperature	Fire class acc. to UL 94
PVC	2000 mm	-5...60 °C	V-0

Ordering data

Order No.	Type	Width	Colour	Qty. [m]
2590130000	CD-LID 15 GY	15 mm	Grey	2
2590110000	CD-LID 25 GY	25 mm	Grey	2
2590100000	CD-LID 37.5 GY	37.5 mm	Grey	2
2590080000	CD-LID 40 GY	40 mm	Grey	2
2590070000	CD-LID 50 GY	50 mm	Grey	2
2590050000	CD-LID 60 GY	60 mm	Grey	2
2590030000	CD-LID 75 GY	75 mm	Grey	2
2590020000	CD-LID 80 GY	80 mm	Grey	2
2590000000	CD-LID 100 GY	100 mm	Grey	2
2589990000	CD-LID 120 GY	120 mm	Grey	2
2589970000	CD-LID 125 GY	125 mm	Grey	2
2589950000	CD-LID 150 GY	150 mm	Grey	2
2589940000	CD-LID 200 GY	200 mm	Grey	2



Accessories halogen-free cable duct cover

Technical data

Material	Length	Operating temperature	Fire class acc. to UL 94
PC-ABS	2000 mm	-25...105 °C	V-0

Ordering data

Order No.	Type	Width	Colour	Qty. [m]
2589220000	CD-LID 37.5 LTGY	37.5 mm	Light Grey	2
2589200000	CD-LID 50 LTGY	50 mm	Light Grey	2
2589170000	CD-LID 75 LTGY	75 mm	Light Grey	2
2589140000	CD-LID 100 LTGY	100 mm	Light Grey	2
2589120000	CD-LID 125 LTGY	125 mm	Light Grey	2



Accessories halogen-free cable duct cover



Technical data

Material	Length	Operating temperature	Fire class acc. to UL 94
PPE	2000 mm	-25...120 °C	V-0

Ordering data

Order No.	Type	Width	Colour	Qty. [m]
2589090000	CD-LID 25 DKG	25 mm	dark grey	2
2589070000	CD-LID 37.5 DKG	37.5 mm	dark grey	2
2589050000	CD-LID 50 DKG	50 mm	dark grey	2
2589020000	CD-LID 75 DKG	75 mm	dark grey	2
2589000000	CD-LID 100 DKG	100 mm	dark grey	2
2588980000	CD-LID 125 DKG	125 mm	dark grey	2




Cable duct accessories holders

Technical data

Material	Operating temperature	Fire class acc. to UL 94
Polyamide 6 (PA 6)	-40...100 °C	HB

Ordering data

Order No.	Type	Product type	Colour	Length	Qty.
2554100000	CD-RETT 60	Cable duct T-form binder	Yellow		25
2554090000	CD-RETT 40	Cable duct T-form binder	Yellow		40
2554080000	CD-RETA	Cable duct binder arm	Yellow		100
2554050000	CD-RET 80	Cable duct binder	Yellow		400
2554030000	CD-RET 60	Cable duct binder	Yellow		500
2554020000	CD-RET 40	Cable duct binder	Yellow		500
2554070000	CD-RET 125	Cable duct binder	Yellow		200
2554060000	CD-RET 100/120	Cable duct binder	Yellow		250



Cable duct accessories separators

Technical data

Material	Operating temperature	Fire class acc. to UL 94
PVC	-5...60 °C	V-0

Ordering data

Order No.	Type	Product type	Colour	Length	Qty.
2554000000	CD-SCCV	Cable duct screw cover	Grey		1000
2553980000	CD-SE 80	Cable duct separator	Grey	1000 mm	16
2553960000	CD-SE 60	Cable duct separator	Grey	1000 mm	25
2553950000	CD-SE 40/2	Cable duct separator	Grey	1000 mm	30
2553970000	CD-SE 40	Cable duct separator	Grey	1000 mm	30
2553990000	CD-SE 100	Cable duct separator	Grey	1000 mm	16



Accessories rivets and Expanding-rivet tool

Technical data

Material	Height	Diameter	Weight
Aluminium	224 mm	34 mm	142 g

Ordering data

Order No.	Type	Product type	Drill-hole diameter	Colour	Qty.
2562710000	EXRV-T 6.5	Expanding-rivet tool	6.5 mm	Silver, Black	4
2562720000	EXRV-T 4.5	Expanding-rivet tool	4.5 mm	Silver, Green	4

Accessories

Order No.	Type	Product type	Drill-hole diameter	Colour	Qty.
2562690000	EXRV 6.5	Expanding rivet	6.5 mm	Black	1000
2562700000	EXRV 4.5	Expanding rivet	4.5 mm	Green	1000



Cable duct cutting device

Technical data

Weight	Width	Height	Depth
15000 g	280 mm	285 mm	290 mm

Ordering data

Order No.	Type	Product type	Cutting width max.	Qty.
1137530000	VKSW	Cable duct cutting device	125 mm	1



Accessories cable duct marker

Technical data


Material	Operating temperature	Fire class acc. to UL 94
PVC	-5...60 °C	V-0

Ordering data

Order No.	Type	Product type	Height	Colour	Length	Qty.
2554120000	CD-LBK	Cable duct tag rail kit	30 mm	Yellow, Grey	1000 mm	20
2562850000	CD-LBH	Cable duct tag rail holder	30 mm	Yellow	25 mm	150
2562680000	CD-LB	Cable duct tag rail	15 mm	Grey	1000 mm	150

Accessories

Order No.	Type	Product type	Height	Colour	Length	Qty.
2006580000	EL 12 MM GE 30M	Device markers	12 mm	Yellow	30000 mm	1
2006560000	EL 12 MM SI 30M	Device markers	12 mm	Silver	30000 mm	1
2006570000	EL 12 MM WS 30M	Device markers	12 mm	White	30000 mm	1



CC-RAIL 1000

Technical data

Material	Operating temperature	Fire class acc. to UL 94	Version
PVC	-20...80 °C	V-0	Self-adhesive

Ordering data

Order No.	Type	Product type	Width	Colour	Height	Qty.
1790150000	CC-RAIL 1000	Accessories	17 mm	Black	1000 mm	1

Accessories

Order No.	Type	Product type	Width	Colour	Height	Qty.
1876570000	CC 15/17 MC NE WS	Device markers	17 mm	White	15 mm	80
1876770000	CC 15/27 MC NE WS	Device markers	27 mm	White	15 mm	80
1877260000	CC 15/49 MC NE WS	Device markers	49 mm	White	15 mm	40
1877350000	CC 15/60 MC NE WS	Device markers	60 mm	White	15 mm	40
1790160000	CC-RAIL TRANSPARENT1000	Cover	19 mm	Transparent	1000 mm	1



SCHS 2

Technical data

Material	Operating temperature	Fire class acc. to UL 94	Version
PVC	-20...80 °C	V-0	Self-adhesive

Ordering data

Order No.	Type	Product type	Width	Colour	Height	Qty.
1720600000	SCHS2 K	Accessories	8 mm	Black	1000 mm	1

Accessories

Order No.	Type	Product type	Width	Colour	Height	Qty.
1755340000	ESG 8/17 SYS PRO M WS	Device markers	8 mm	White	17 mm	200
1609801044	DEK 5/5 MC NE WS	Terminal marker	5 mm	White	5 mm	1000
1640740000	WS 8/5 MC NE WS	Terminal marker	5 mm	White	8 mm	720



SCHS 3 + SCHS 4

Technical data

Material	Operating temperature	Fire class acc. to UL 94	Version
PVC	-20...80 °C	V-0	Self-adhesive

Ordering data

Order No.	Type	Product type	Width	Colour	Height	Qty.
1753480000	SCHS3 K	Accessories	10 mm	Black	1000 mm	1
1753460000	SCHS4 K	Accessories	10 mm	Grey	1000 mm	1

Accessories

Order No.	Type	Product type	Width	Colour	Height	Qty.
1736181687	ESG 7/20 SIRIUS MC NE GE	Device markers	7 mm	Yellow	20 mm	200



Protective cable hose coil

Technical data

Material	Operating temperature
Polyethylene	-15...60 °C

Ordering data

Order No.	Type	Nominal diameter	Bundle diameter	Colour	Length	Qty. [m]
2588590000	CBC-SP 2-12/50 BK	1.5 mm	2...12 mm	black, RAL 7021	400000 mm	50
2588830000	CBC-SP 2-12/50 TP	1.5 mm	2...12 mm	Transparent	400000 mm	50
2588570000	CBC-SP 5-50/25 BK	4.2 mm	5...50 mm	black, RAL 7021	200000 mm	25
2588810000	CBC-SP 5-50/25 TP	4.2 mm	5...50 mm	Transparent	200000 mm	25
2588550000	CBC-SP 8-70/25 BK	6 mm	8...70 mm	black, RAL 7021	100000 mm	25
2588780000	CBC-SP 8-70/25 TP	6 mm	8...70 mm	Transparent	100000 mm	25
2588520000	CBC-SP 12-100/25 BK	7.6 mm	12...100 mm	black, RAL 7021	100000 mm	25
2588760000	CBC-SP 12-100/25 TP	7.6 mm	12...100 mm	Transparent	100000 mm	25
2588500000	CBC-SP 14-120/25 BK	9.6 mm	14...120 mm	black, RAL 7021	100000 mm	25
2588740000	CBC-SP 14-120/25 TP	9.6 mm	14...120 mm	Transparent	100000 mm	25
2588710000	CBC-SP 18-140/20 TP	11.6 mm	18...140 mm	Transparent	60000 mm	20



Protective cable hose coil

Technical data

Material	Operating temperature	Fire class acc. to UL 94
Polyethylene	-15...60 °C	V-2

Ordering data

Order No.	Type	Nominal diameter	Bundle diameter	Colour	Length	Qty. [m]
2588690000	CBC-SP 2-12/50 V2 WT	1.5 mm	2...12 mm	white	400000 mm	50
2588670000	CBC-SP 5-50/25 V2 WT	4.2 mm	5...50 mm	white	200000 mm	25
2588640000	CBC-SP 12-100/25 V2 WT	7.6 mm	12...100 mm	white	100000 mm	25
2588620000	CBC-SP 14-120/25 V2 WT	9.6 mm	14...120 mm	white	100000 mm	25

Protective cable hose and tools

Technical data

Material	Operating temperature	Fire class acc. to UL 94
Polypropylene	-20...90 °C	HB

Ordering data

Order No.	Type	Nominal diameter	Bundle diameter	Colour	Length	Qty. [m]
2588490000	CBC 8/100 BK	8 mm	8 mm	black, RAL 7021	100000 mm	100
2588480000	CBC 15/50 BK	15 mm	15 mm	black, RAL 7021	50000 mm	50
2588470000	CBC 20/30 BK	20 mm	20 mm	black, RAL 7021	30000 mm	30
2589430000	CBC 25/20 BK	25 mm	25 mm	black, RAL 7021	20000 mm	20



Accessories

Order No.	Type	Product type	Diameter	Colour	Qty.
2553910000	CBC-T 8	Protective cable hose tool	8	Green	10
2553920000	CBC-T 15	Protective cable hose tool	15	Green	10
2553930000	CBC-T 20	Protective cable hose tool	20	Green	10
2553940000	CBC-T 25	Protective cable hose tool	25	Green	5




Protective fabric-reinforced cable hose

Technical data

Material	Operating temperature	Fire class acc. to UL 94
Polyethylene terephthalate PET	-50...150 °C	HB

Ordering data

Order No.	Type	Nominal diameter	Bundle diameter	Colour	Length	Qty. [m]
2588950000	CBC-FB 5-10/200	5 mm	5...10 mm	Silver grey	100000 mm	200
2588930000	CBC-FB 10-18/200	10 mm	10...18 mm	Silver grey	200000 mm	200
2588900000	CBC-FB 20-30/100	20 mm	20...30 mm	Silver grey	100000 mm	100
2588880000	CBC-FB 30-45/100	30 mm	30...45 mm	Silver grey	100000 mm	100
2588860000	CBC-FB 50-75/50	50 mm	50...75 mm	Silver grey	50000 mm	50

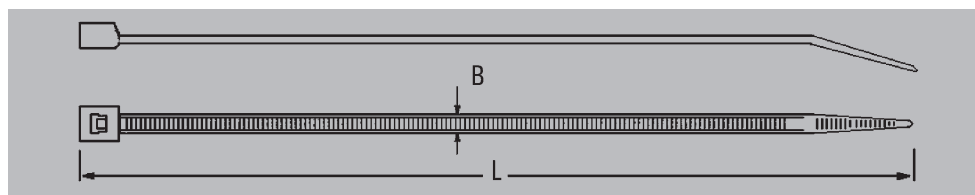


Releasable cable ties



Ordering data

Type	Dimensions (LxW) mm	Min. (mm) bundle-Ø	Max. (mm) bundle-Ø	Min. Tensile strength in N	Qty.	natural Order No.	black Order No.
CB-R 200/7.5	200 x 7.5	6	50	220	100	1059200000	1059210000
CB-R 250/7.5	250 x 7.5	6	65	220	100	1059220000	1059230000
CB-R 350/7.5	350 x 7.5	6	100	220	100	1059240000	1059250000



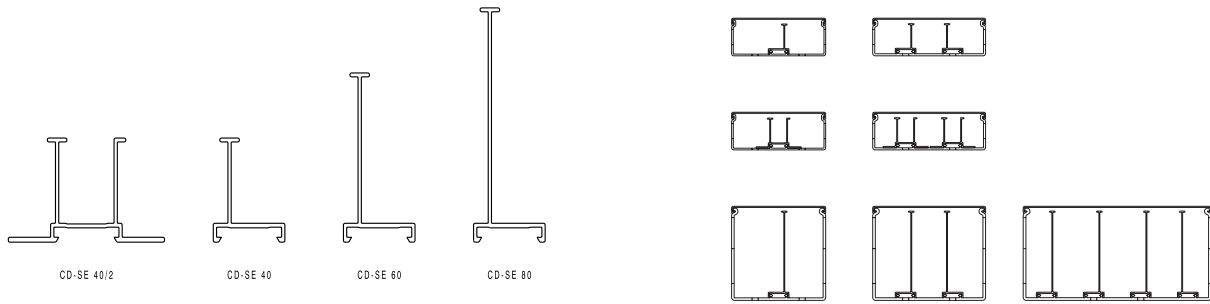
Accessories - holders

CBH 8.1/6.2	Cable tie retainer for use on mounting plate Max. plate thickness 3.2 mm, hole Ø max. 6.2 mm
CBH 19/19	Cable tie retainer for sticking on, surface: 19 x 19 mm
CBH 27/27	Cable tie retainer for sticking on, surface: 27 x 27 mm
CBDM	Cable tie direct mounting for cable harness max. Ø 50 mm, total length: 200 mm
CBFP	Cable tie retainer for wall mounting for cable ties with a width of max. 9 mm

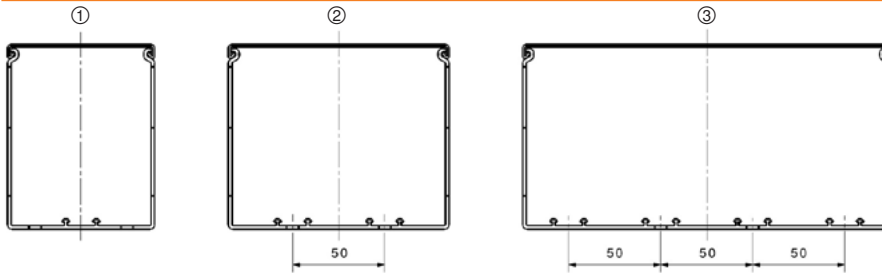
Ordering data

Type	Dimensions (LxW) mm	Min. (mm) bundle-Ø	Max. (mm) bundle-Ø	Min. Tensile strength in N	Qty.	natural Order No.	black Order No.
CBH 8.1/6.2	8.1 x 6.2				100	1279200000	
CBH 19/19	19 x 19				100	1289200000	1697950000
CBH 27/27	27 x 27				100	1289400000	1697960000
CBDM 200/4.5	200 x 4.5	50	220		100	1279300000	
CBFP 43.5/10	43.5 x 10				100		1859410000

Cable duct separator

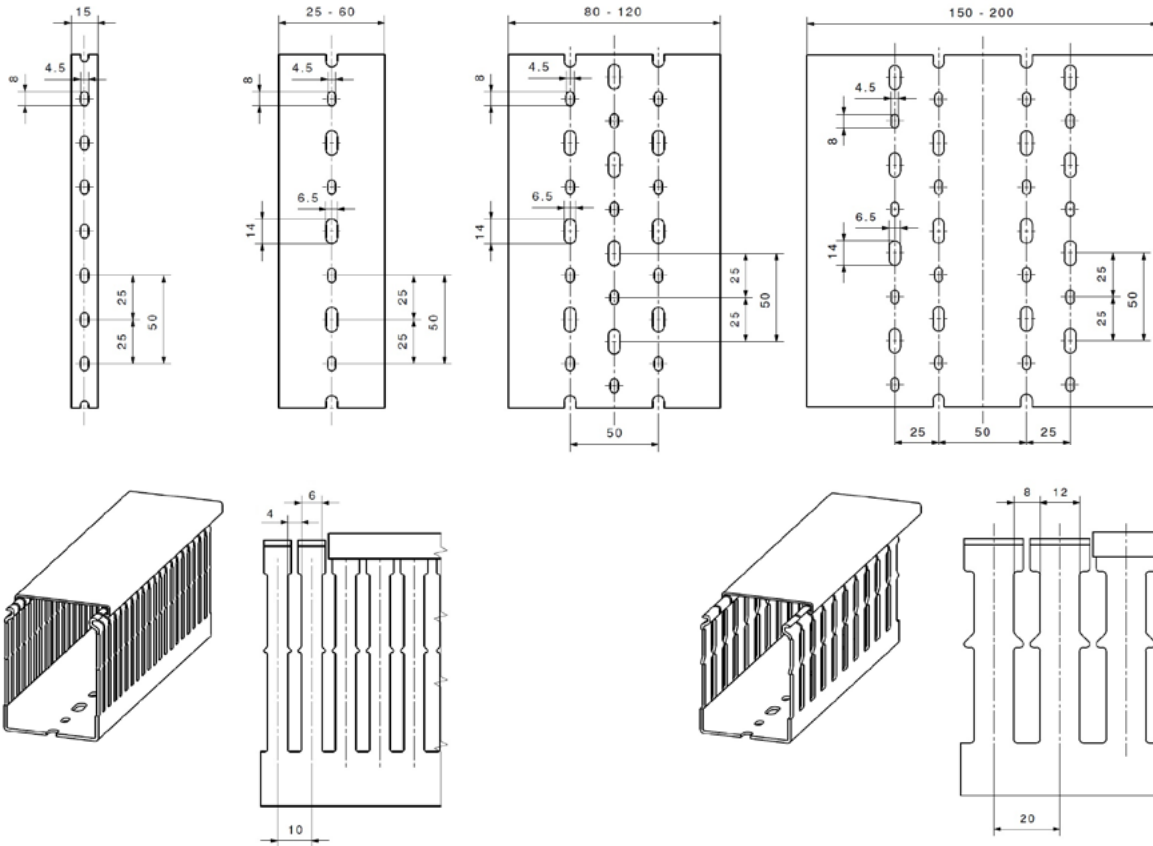


Bottom rails, cable ducts metric, slit width 8 / distance of slots 12, slit width 4/ distance of slots 6

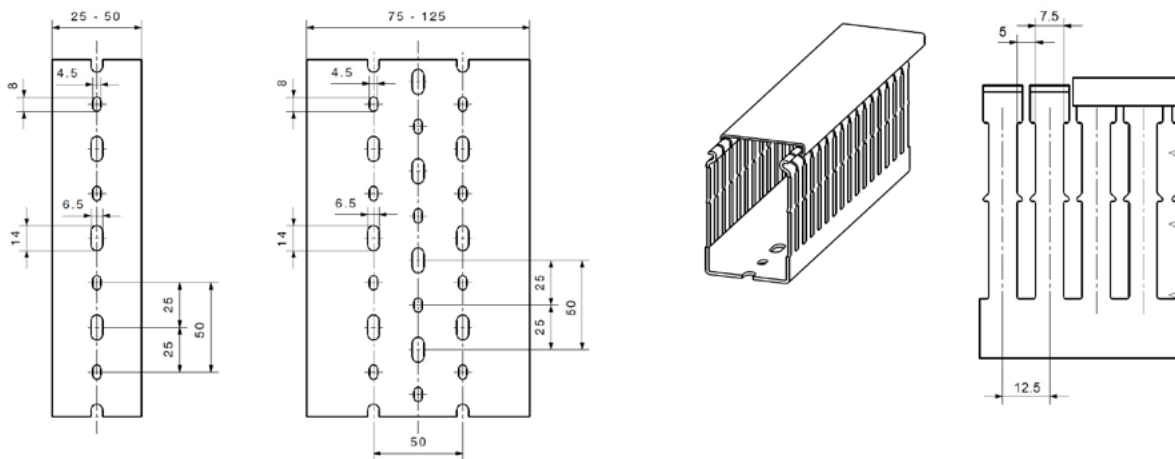


Order No.	Typ	Height	Width	Number of bottom rails	Figure
2589890000	CD-BO 40X60 8/12 GY	40	60	1	1
2589820000	CD-BO 40X80 8/12 GY	40	80	1	1
2589920000	CD-BO 60X40 8/12 GY	60	40	1	1
2589850000	CD-BO 60X60 8/12 GY	60	60	1	1
2589800000	CD-BO 60X80 8/12 GY	60	80	1	1
2589760000	CD-BO 60X100 8/12 GY	60	100	1	1
2589910000	CD-BO 80X40 8/12 GY	80	40	1	1
2589840000	CD-BO 80X60 8/12 GY	80	60	1	1
2589790000	CD-BO 80X80 8/12 GY	80	80	1	1
2589740000	CD-BO 80X100 8/12 GY	80	100	1	1
2588800000	CD-BO 40X100 8/12 GY	40	100	1	1
2588890000	CD-BO 40X120 8/12 GY	40	120	2	2
2588910000	CD-BO 60X120 8/12 GY	60	120	2	2
2588960000	CD-BO 60X150 8/12 GY	60	150	2	2
2589010000	CD-BO 60X200 8/12 GY	60	200	4	3
2588920000	CD-BO 80X120 8/12 GY	80	120	2	2
2588970000	CD-BO 80X150 8/12 GY	80	150	2	2
2589030000	CD-BO 80X200 8/12 GY	80	200	4	3
2588790000	CD-BO 100X80 8/12 GY	100	80	1	1
2588850000	CD-BO 100X100 8/12 GY	100	100	1	1
2588940000	CD-BO 100X120 8/12 GY	100	120	2	2
2588990000	CD-BO 100X150 8/12 GY	100	150	2	2
2589040000	CD-BO 100X200 8/12 GY	100	200	4	3
2589670000	CD-BO 40X60 4/6 GY	40	60	1	1
2589600000	CD-BO 40X80 4/6 GY	40	80	1	1
2589710000	CD-BO 60X40 4/6 GY	60	40	1	1
2589640000	CD-BO 60X60 4/6 GY	60	60	1	1
2589570000	CD-BO 60X80 4/6 GY	60	80	1	1
2589530000	CD-BO 60X100 4/6 GY	60	100	1	1
2589470000	CD-BO 60X120 4/6 GY	60	120	2	2
2589690000	CD-BO 80X40 4/6 GY	80	40	1	1
2589620000	CD-BO 80X60 4/6 GY	80	60	1	1
2589550000	CD-BO 80X80 4/6 GY	80	80	1	1
2589510000	CD-BO 80X100 4/6 GY	80	100	1	1
2589490000	CD-BO 80X120 4/6 GY	80	120	2	2
2589400000	CD-BO 100X80 4/6 GY	100	80	1	1
2589450000	CD-BO 100X100 4/6 GY	100	100	1	1
2589500000	CD-BO 100X120 4/6 GY	100	120	2	2

Sizes of holes on the bottom, cable ducts metric, slit width 8 / distance of slots 12, slit width 4/ distance of slots 6



Size of holes on the bottom, cable ducts metric, slit width 5 / distance of slots 7.5



Weidmüller – Your Partner in Industrial Connectivity

As experienced experts, we support our customers and partners around the world with products, solutions and services in the industrial environment of power, signal and data. We are at home in their industries and markets and know the technological challenges of tomorrow. We are therefore continuously developing innovative, sustainable and useful solutions for their individual needs. Together we set standards in industrial connectivity.

Weidmüller Interface GmbH & Co. KG
Klingenbergstraße 16
32758 Detmold, Germany
T +49 5231 14-0
F +49 5231 14-292083
www.weidmueller.com

Personal support can
be found on our website:
www.weidmueller.com/contact

Made in Germany



Order number: 2599080000/05/2018/SMB