

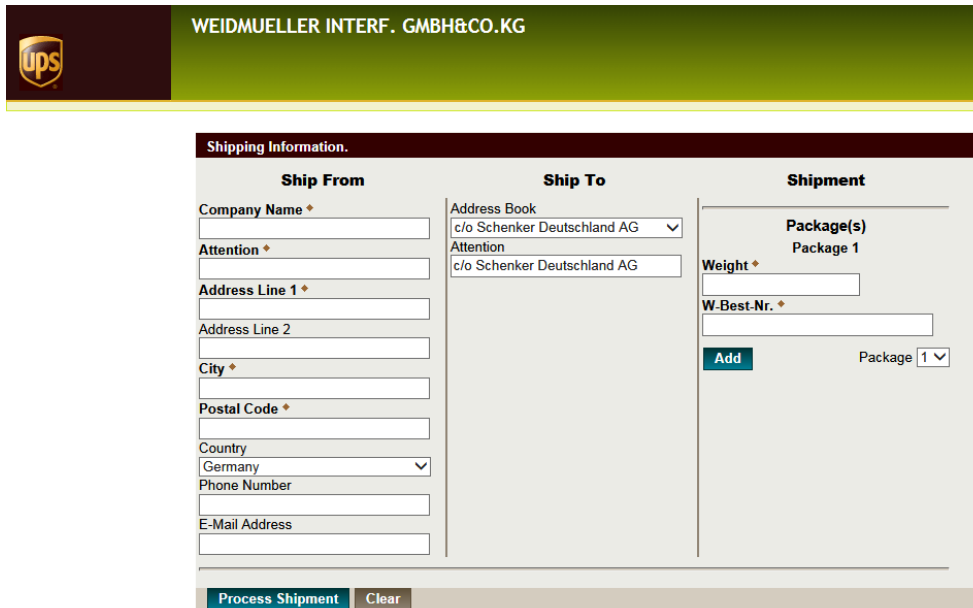
Instructions UPS pickup order

Pls complete form as requested:

„Ship to“: select ship to address as requested in our order

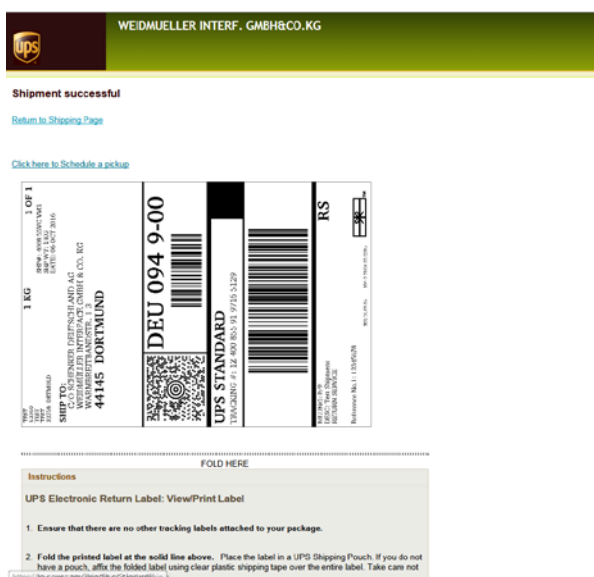
„Shipment/Packages“: Pls enter weight and Weidmueller p/o-no., if multiple package delivery click on the “Add” button for futher parcels

The button „Process Shipment“ will create labels.



see an example of a label below:

Pls print and stick on the parcel as requested in instruction 1. and 2.



Shipment successful

[Return to Shipping Page](#)

[Click here to Schedule a pickup](#)

Instructions

UPS Electronic Return Label: View/Print Label

1. Ensure that there are no other tracking labels attached to your package.
2. Fold the printed label at the solid line above. Place the label in a UPS Shipping Pouch. If you do not have a pouch, affix the folded label using clear plastic shipping tape over the entire label. Take care not to cover any labels on the package.

<https://to-epsr-only.deq75b.pf?Standard@>

Instructions UPS pickup order

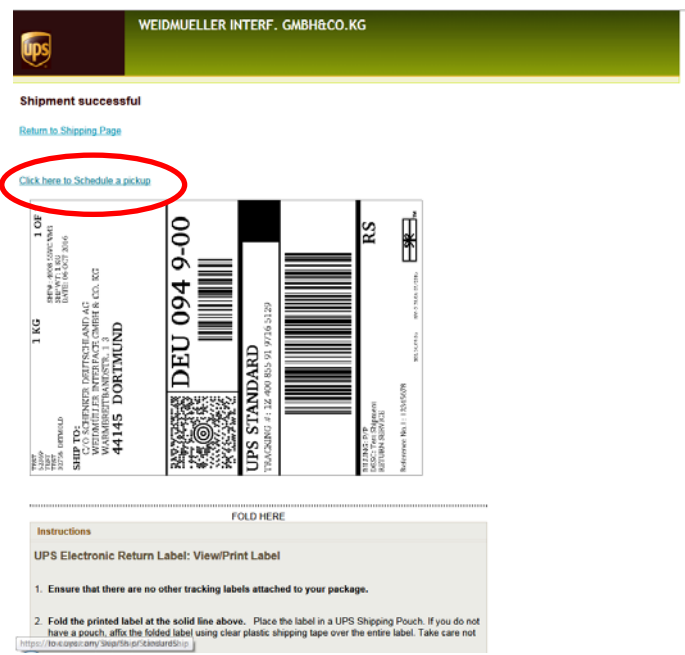
order pickup service „Click here to schedule a pick up“:

3. Collection and Drop-off

- Schedule a same day or future day Pickup to have a UPS driver pickup all of your Internet Shipping packages.

Daily Collection customers:

- Have your shipment(s) ready for the driver as usual.



WEIDMUELLER INTERF. GMBH&CO.KG

Shipment successful

[Return to Shipping Page](#)

[Click here to Schedule a pickup](#)

1 KG 1 OF 1
DEU 094 9-00
UPS STANDARD
RS

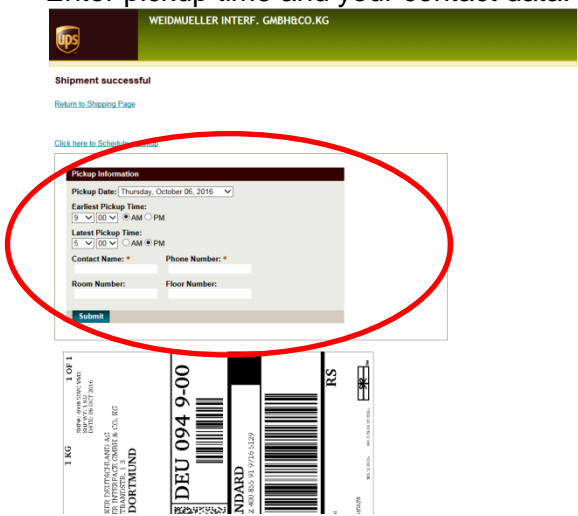
Instructions

FOLD HERE

UPS Electronic Return Label: View/Print Label

1. Ensure that there are no other tracking labels attached to your package.
2. Fold the printed label at the solid line above. Place the label in a UPS Shipping Pouch. If you do not have a pouch, affix the folded label using clear plastic shipping tape over the entire label. Take care not

Enter pickup time and your contact data:



WEIDMUELLER INTERF. GMBH&CO.KG

Shipment successful

[Return to Shipping Page](#)

[Click here to Schedule a pickup](#)

Pickup Information

Pickup Date: Thursday, October 06, 2016

Earliest Pickup Time: 5:00 AM - 9:00 PM

Latest Pickup Time: 5:00 AM - 9:00 PM

Contact Name: * Phone Number: *

Room Number: Floor Number:

Click on the button „Submit“

Instructions UPS pickup order

pickup order will be confirmed:



Shipment successful

[Return to Shipping Page](#)

Pickup successful.Your pickup confirmation number is 2959J22OFFR

Pickup order is finished.